

7th February 2025

# ED-EHR WORKSHOP

[illegible]

00

# WORKING GROUPS

3/4 people each one



01

# TRIAGE WORKFLOW BRAINSTORMING

(10 mins)

## 01 BRAINSTORMING

Which are the  
**primary information**  
to add in the triage page?

Which are the  
**secondary information**  
to add in the triage page?

# 01 BRAINSTORMING

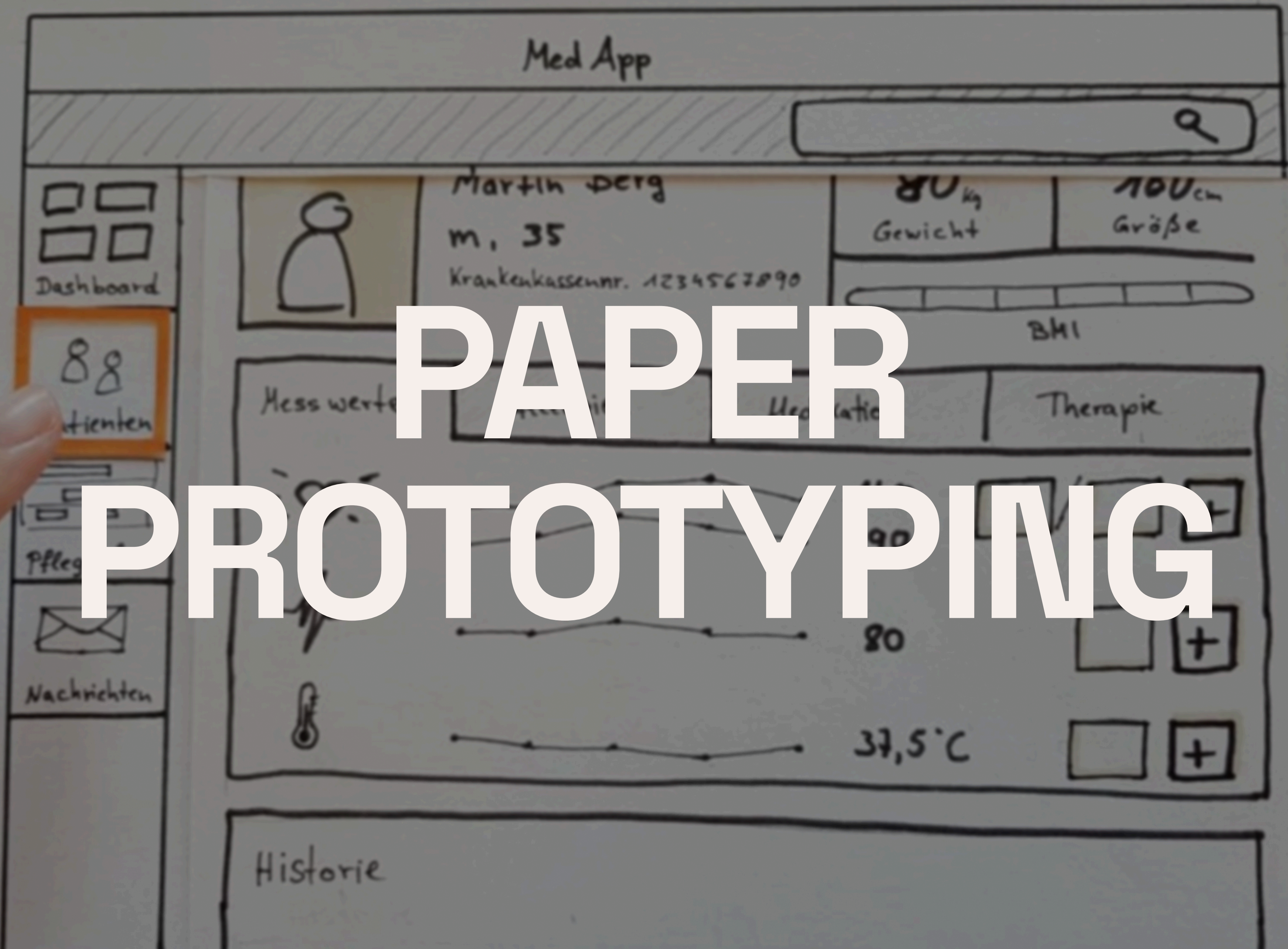
- **Key components of ED triage**
- **Common challenges in triage systems**
- **Essential data needed on a triage page**

02

# DESIGN ON PAPER

(20 min)





# PAPER PROTOTYPING




**Research approach  
for designing  
and implementing  
user interfaces.**



**Visually represent  
different screens, buttons  
and interactions  
with the ED-EHR.**

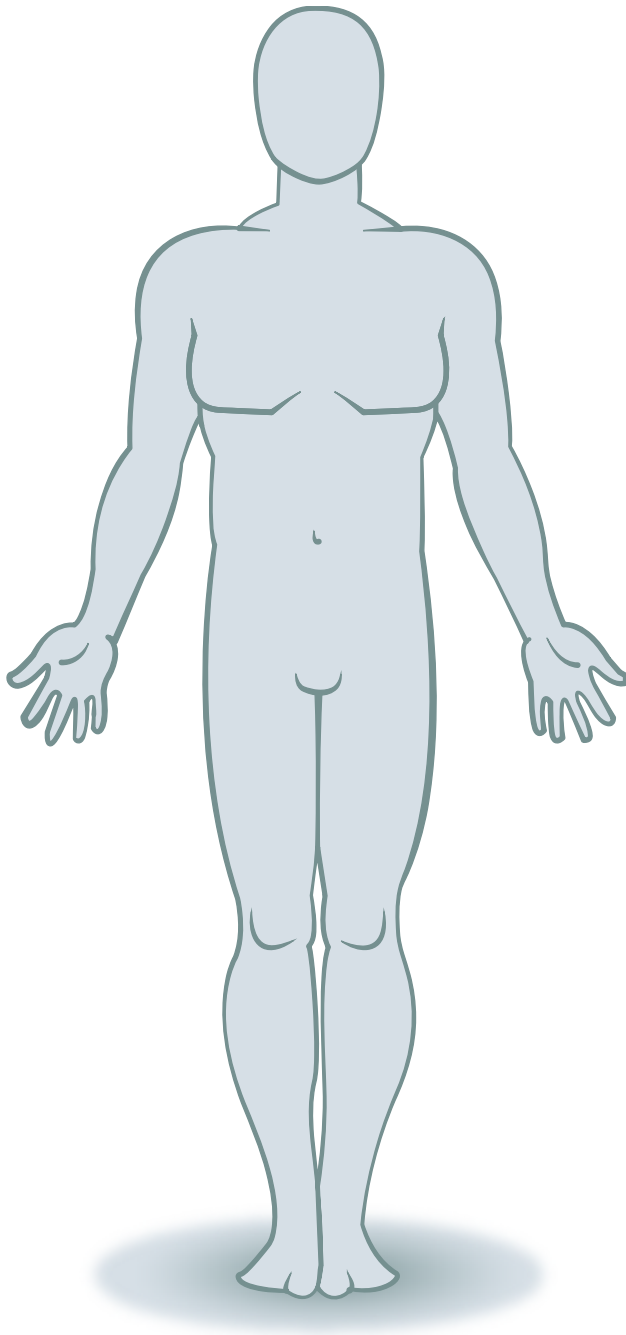
Paper, pens, pencils and post-it.



- Triage
- Vital parameters
- Anamnesis
- Physical examination
- ☐ ECO - ECG - EGA
- ☐ Procedures and safeguards
- ☐ LAB - IMG - CONS
- Care needs
- Therapies
- Clinical diary
- ☐ Synopsis
- ☐ Communications and consents
- Discharge

Leonidas L., 63  
27/07/1959  
CODE 1  
Waiting for: 23min  
Place: Waiting room  
Next: Laboratory

FRONT BACK



VITAL PARAMETER

EGA

Latest detection: 15:26 07/07/2023

Saturation: 90%

Respiratory frequency: 18 breaths per minute


Blood pressure: 85/50 mmHg

Heart rate: 110bpm

Temperature: 36°C

Pain: 3

Add free text...



03


# IDEAS VALIDATION

(30 min)

## 03 VALIDATE

Each group **shares**  
their proposal

(5 min)



Let's **discuss** the most interesting elements that could be added to the ED-EHR



(10 min)



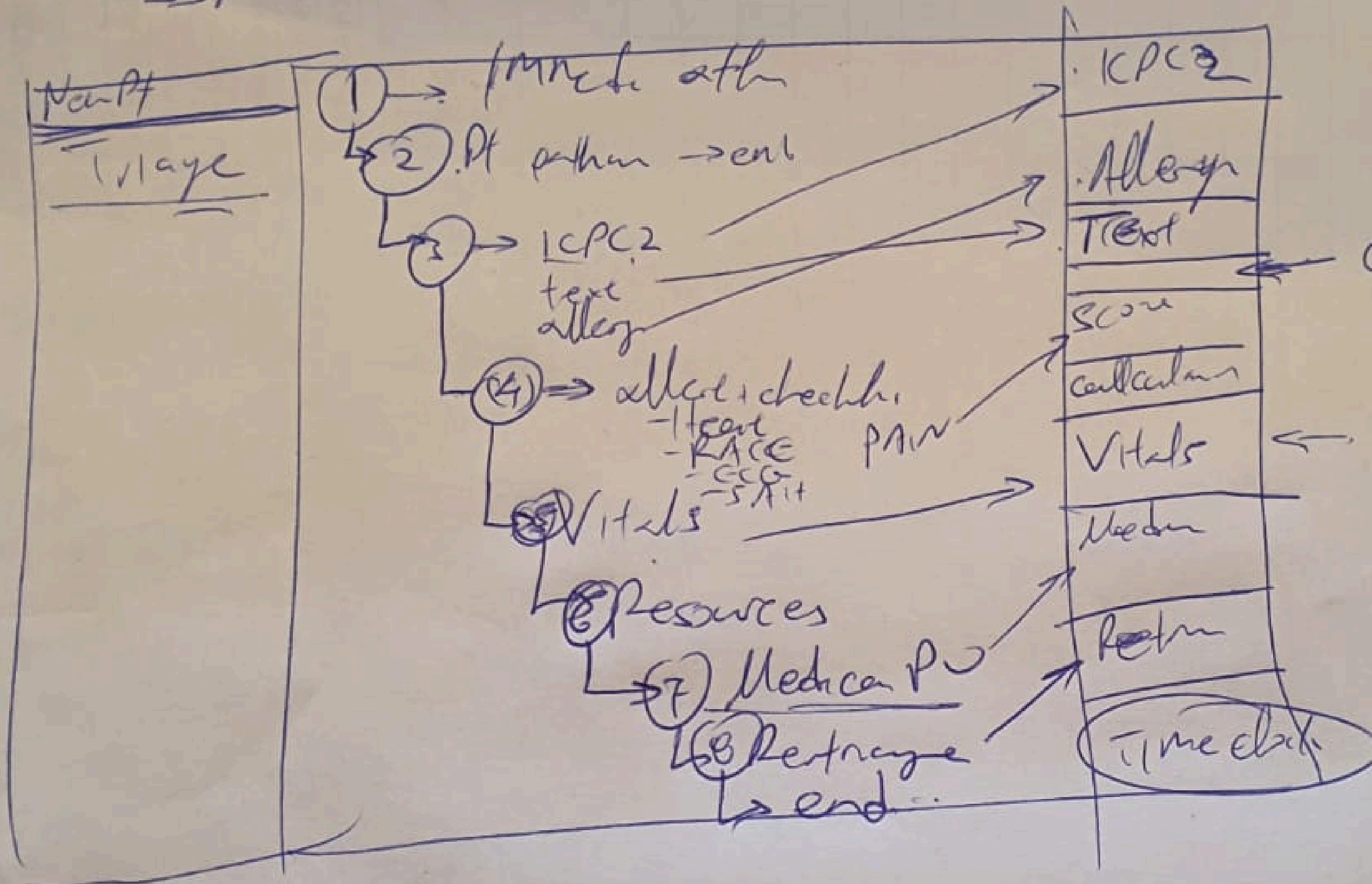
03

# WORKSHOP RESULTS

(30 min)

SSN

120. [GEORGE]



## eCREAM

## Triage

Αξιολόγηση A, B, C, D

~~Αξιολόγηση~~  
- Σωστή Στάση

- Αγγείες - Αλφ (A. Αρτηριακή)

- Ισχυρότητα - Αλφ

- Περιγραφή (Presentation)

Κατάβαση

- Κλίμακα - Ρ

Πόνος

1 ..... 10

1st { Σκορ  
          { προτεραιότητες

Respiration

P.A.

Pulse

SpO<sub>2</sub>

8°C

Monitoring



## Triage

Mode of access  
Reason of visiting

Time of event  
And Duration

ABCDE

MENTAL STATE

## MEDICAL HISTORY

## ALLIED CIES

## MEDICATION

ESCORT

→ Ambulance, His car etc.

→ Text: for example chest pain, car accident etc..

→ INTERNAL, SURGICAL, PAED, FAST TRACK

→ RESPONSIVE - LEVEL OF CONSCIOUSNESS level of consciousness

→ [Free] - [Unknown] - Cardiological - Diabetes - COPD  
HKT ↓ Glu-Stick Blood Gases

→ No - Yes

~~Full~~ NAME  
AGE  
I.D  
NATIONALITY

VITALS

NBP:

SAT:

Pulse:

Temperature:



## eCREAM

ΔΗΜΟΓΡΑΦΙΚΑ

ΧΑΡΑΚΤΗΡΙΣΤΙΚΑ.

ΠΕΡΙΠΛΗΜΝΟΣ	ΕΛΑΤΕΡΑ	FBAB
<input type="checkbox"/>	<input type="checkbox"/>	<input type="checkbox"/>

ARRIVE  
Triage TIME

DA

DB

DC

DD

DE

ΠΑΡΟΥΣΑ ΝΟΣΟΣ

ALLERGIES

MEDICATION.

~~PK~~~~±~~EVENTS SURROUNDING  
INJURY

ΚΑΙΝΑΚΑ ΠΟΝΟΥ

1 2 3 4 5 6 7 8 9 10

SCORE ESI

1 2 3 4 5

## HOSPITAL

COLOUR.

~~XP-HP~~

Medication RIGHT NOW.

TEXT

Results

☐ Αιματολογικό☒ Απεικονιστικό



ΕΡΕΥΝΑ  
eCREAM  
Barcode id  
2511733090

Triage

Symptom Reason

Zoonosis Enter

FCG =>

Lab.

Antiviral =>

I. Antiparasitic

X-ray Enter

Antibiotics

Xp. Medication

Inapertin

Therapeutic ->

Name: Litsa Surname: X Age: 30 Gender: Fem Address: Peri mail address: com Telephone: 8100

EMAS ☐ Altern ☐ Auton ☐ Group ☐ other ☐

Text.

AM ☐ S+ ☐ SPO2 ☐ O2 ☐ Rapid Covid test ☐ Rapid Flu test ☐ RSV ☐

Scan - ☐ Pain - ☐

-> F

X-rays ☐

CT ☐

MRI ☐

US ☐

Text

1 - - -

☐ ☐ Search

☐ other doctor ☐ FAST Track - ☐ Antiparasitic (score) ☐ Other ☐ IASPHO score

Παθ.κο T. ☐ X/K Tα ☐ N/A ☐ other ☐ IASPHO score

☐ X/K ☐ OPH ☐ Tα ☐ G.A

☐ N/A ☐ X/K ☐

☐ OPH ☐

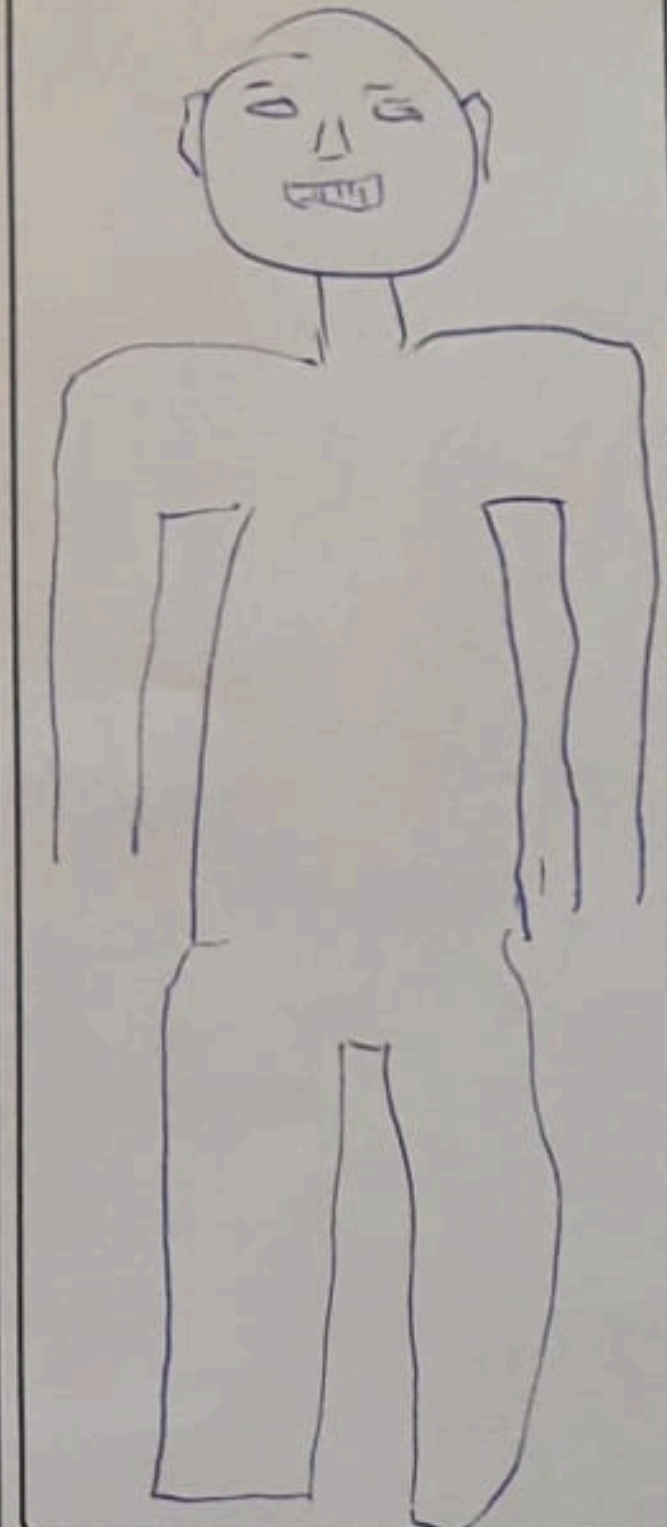
☐ T.N ☐ OPH ☐

☐ Nup. ☐ OPH ☐

☐ OPH ☐

Favourite

Symptom area



Questions ☐  
Score -



## eCREAM

MODALITÀ DI ARRIVO

☒ AUTOMATICA☐ MS

100

BIMBA

☐



CATEGORIA

8

BIMBA

CATEGORIA

PARAMETRI VITALI






MOTIVAZIONE ACCESSO

Protocollo




MOTIVAZIONE

SCORE






AREA TRATTAMENTO

ALLEGATO 11 SEDUTA ETC.



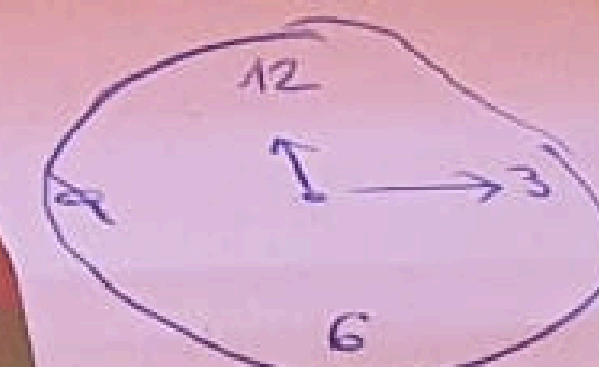
AREA TRATTAMENTO



AMPLIF

PERCORSO

1

CONNESSIONE  
CON DATI  
ANAGRAFICI  
+ CAREGIVERCODICE  
PRIORITÀ  
TIMER

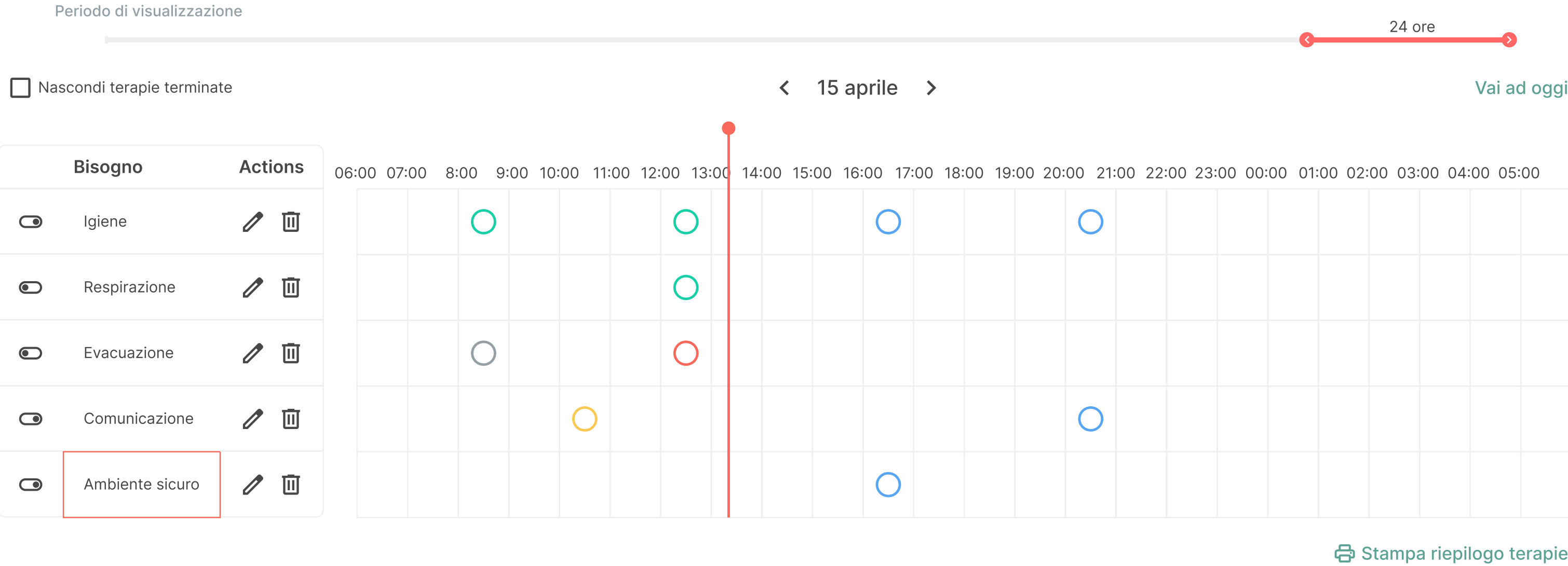
## 03 VALIDATE

- mean of transport to reach the ED
- colours to identify priorities - code and number (ESI score)
- use of ABC(DE) during the Triage
- vitals parameters and weight data
- timers for alerts (retriage/for specific cases - hourglass)
- solution emergency patients that cannot go through triage

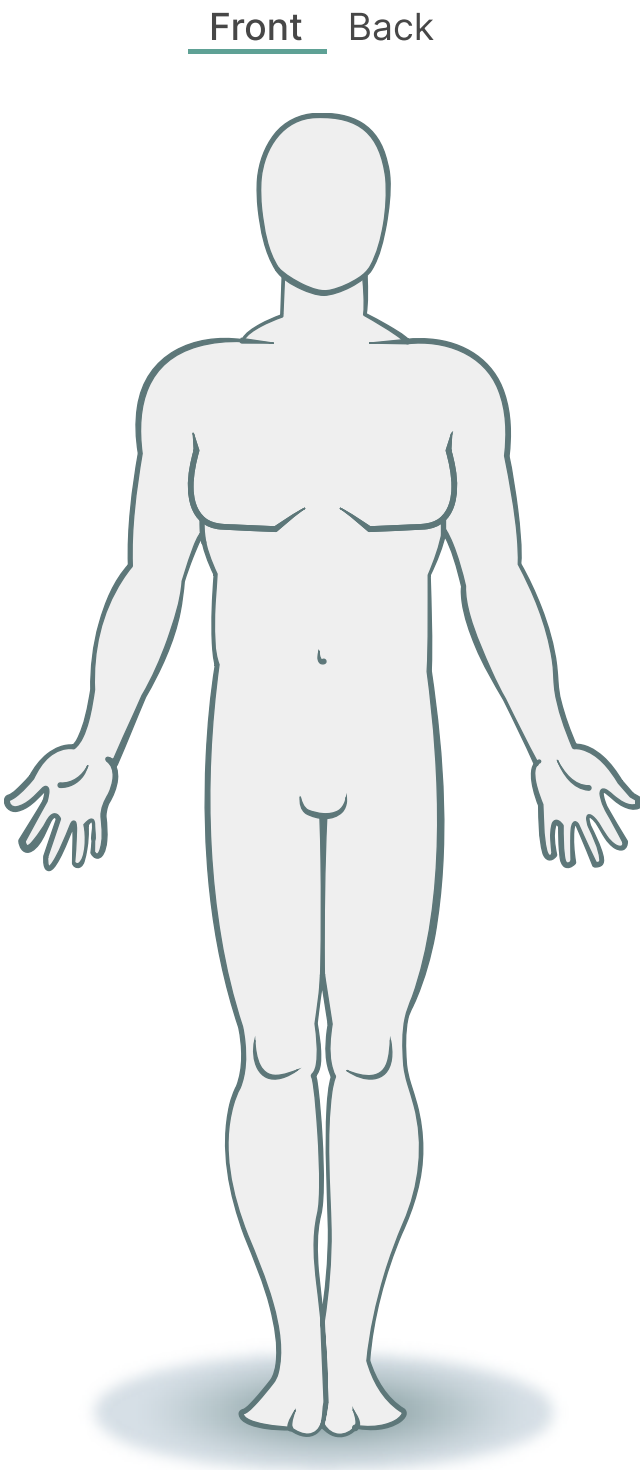
# SCRATCH/DRAFT CARE NEEDS

- Triage
- Parametri vitali
- Anamnesi
- Esame obiettivo
- ISBAR
- ECO - ECG - EGA
- Procedure e presidi
- LAB - IMG - CONS
- Bisogni assistenziali
- Diario clinico
- Terapie
- Comunicazioni e consensi
- Dimissioni

+ Bisogno assistenziale



Leonidas L., 63  
27/07/1959  
CODE 1  
Waiting: 23min  
Place: Waiting room  
Next: Laboratory



[Vital parameters](#) [ABGA](#)

Latest detection: 15:26 07/07/2023  
Saturation: 90%  
Respiratory frequency: 18 breaths/minute  
Blood pressure 85/50 mmHg  
Heart rate: 110bpm  
Temperature: 36°C  
Pain: 3

Add free text

- Triage
- Parametri vitali
- Anamnesi
- Esame obiettivo
- ISBAR
- ECO - ECG - EGA
- Procedure e presidi
- LAB - IMG - CONS
- Bisogni assistenziali
- Diario clinico
- Terapie
- Comunicazioni e consensi
- Dimissioni

+ Bisogno assistenziale

Periodo di visualizzazione

24 ore

☐ Nascondi terapie terminate

< 15 aprile >

Vai ad oggi

Bisogno	Actions	06:00	07:00	08:00	09:00	10:00	11:00	12:00	13:00	14:00	15:00	16:00	17:00	18:00	19:00	20:00	21:00	22:00	23:00	00:00	01:00	02:00	03:00	04:00	05:00
<input type="checkbox"/> Igiene	<div></div>																								
<input type="checkbox"/> Respirazione																									
<input type="checkbox"/> Evacuazione																									
<input type="checkbox"/> Comunicazione																									
<input type="checkbox"/> Ambiente sicuro																									

Nuovo bisogno assistenziale

Cerca diagnosi/problema/bisogno assistenziale

Programmazione

Esercizio 1Esercizio 2Esercizio 3Esercizio 4

Data e ora

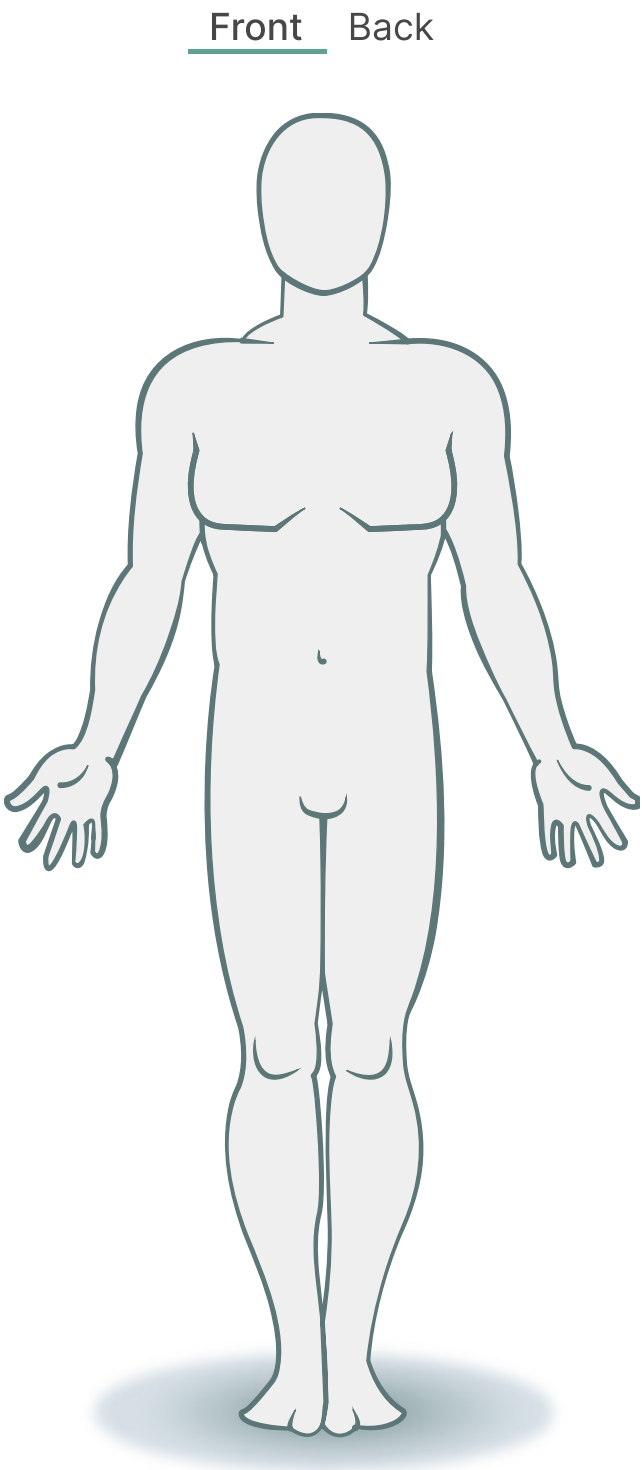
dd / mm / yyyy

-- : --

Conferma bisogno

Stampa riepilogo terapie

Leonidas L., 63  
27/07/1959  
CODE 1  
Waiting: 23min  
Place: Waiting room  
Next: Laboratory



Vital parametersABGA

Latest detection: 15:26 07/07/2023  
Saturation: 90%  
Respiratory frequency: 18 breaths/minute  
Blood pressure 85/50 mmHg  
Heart rate: 110bpm  
Temperature: 36°C  
Pain: 3

Add free text



- Triage
- Parametri vitali
- Anamnesi

▼
- Esame obiettivo

▼
- ISBAR

▼
- ECO - ECG - EGA
- Procedure e presidi
- LAB - IMG - CONS
- Bisogni assistenziali
- Diario clinico
- Terapie
- Comunicazioni e consensi
- Dimissioni

▼

Home

NurseUser01

+ Bisogno assistenziale

Periodo di visualizzazione

24 ore

☐ Nascondi terapie terminate

< 15 aprile >

Vai ad oggi

Bisogno	Actions	06:00	07:00	08:00	09:00	10:00	11:00	12:00	13:00	14:00	15:00	16:00	17:00	18:00	19:00	20:00	21:00	22:00	23:00	00:00	01:00	02:00	03:00	04:00	05:00
Igiene																									
Respirazione																									
Evacuazione																									
Comunicazione																									
Ambiente sicuro																									

Nuovo bisogno assistenziale

Mobilità

Programmazione

Esercizio 1Esercizio 2Esercizio 3Esercizio 4

Data e ora

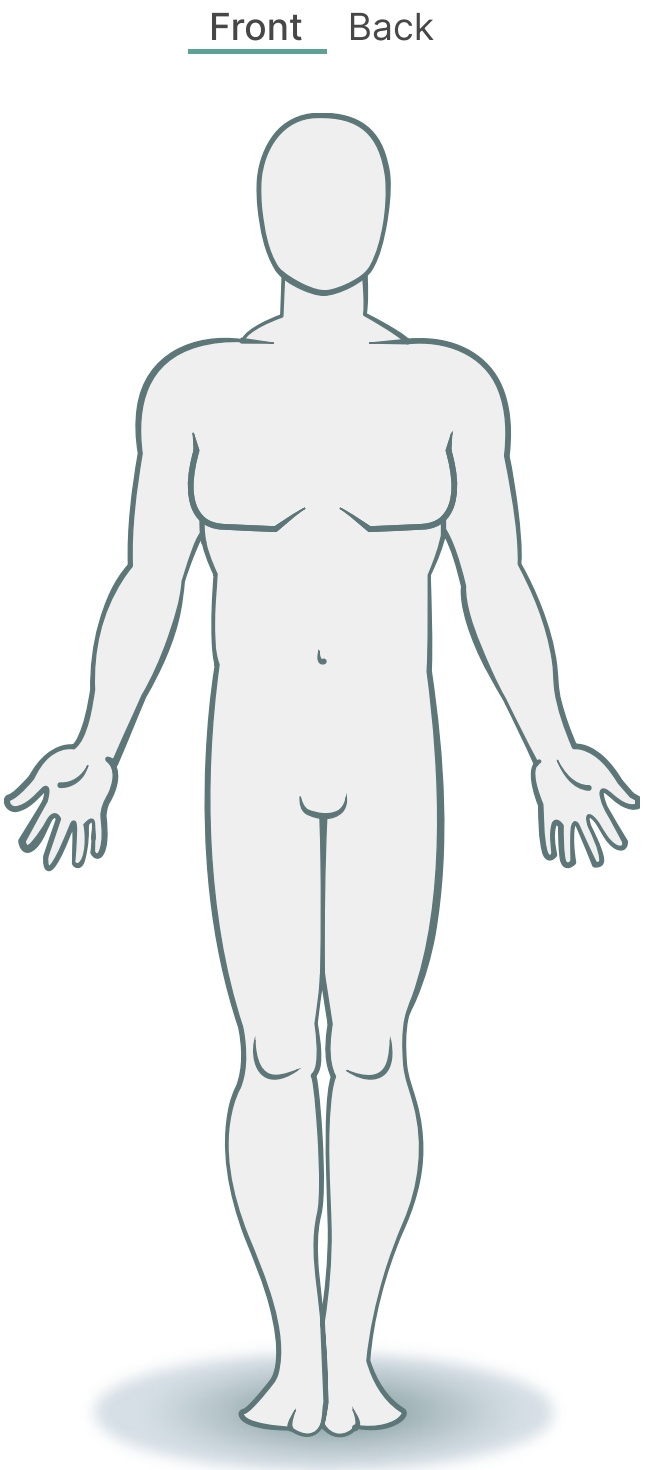
dd / mm / yyyy

-- : --

Conferma bisogno

Stampa riepilogo terapie

Leonidas L., 63  
27/07/1959  
CODE 1  
Waiting: 23min  
Place: Waiting room  
Next: Laboratory



Vital parameters

ABGA

Latest detection: 15:26 07/07/2023  
Saturation: 90%  
Respiratory frequency: 18 breaths/minute  
Blood pressure 85/50 mmHg  
Heart rate: 110bpm  
Temperature: 36°C  
Pain: 3

Add free text